



Plynth™

THERAPY TABLES

ADVANCED TECHNOLOGY in design and manufacturing brings you an alternative to traditional wooden plinths. This new contemporary style will take you from the early 1900's beyond the year 2000. The unique steel frame and leg design provide unparalleled stability. Seamless cushions eliminate snags, splits and frays.

Features include:

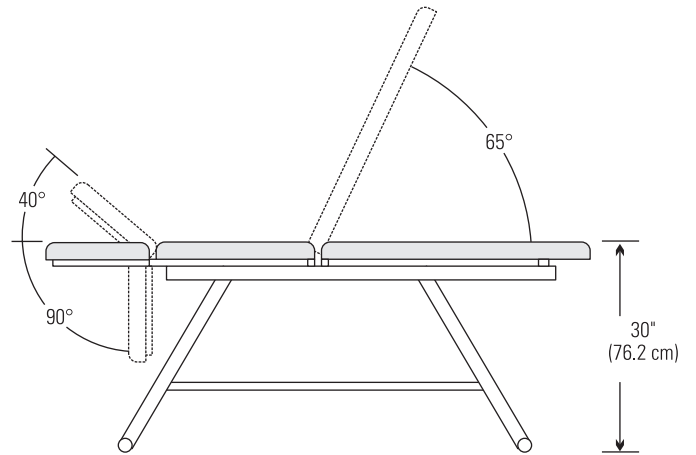
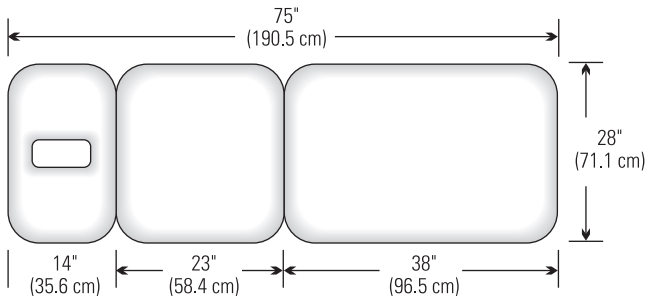
- All steel frame.
- Powder coat paint.
- Plywood cushion support.
- High density seamless foam cushions.
- Naugahyde® upholstery available in a number of standard and designer colors.
- Face slot.
- Storage Shelf.
- 30" Height.
- Two and three section tables provide patient positioning capabilities without having to use bolsters and cushions.
- Two and Three section tables are welded and shipped assembled.

Available in a variety of sizes:

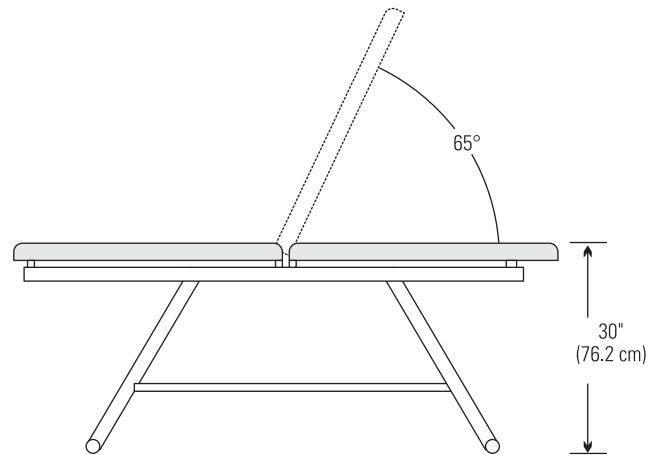
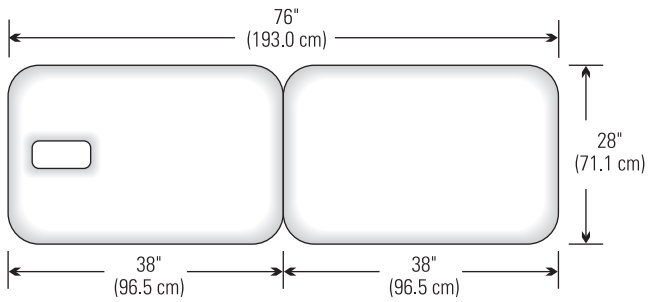
DESCRIPTION	DIMENSIONS	CATALOG NO.
One-Section Table	24" x 72" x 30"	6410
	26" x 72" x 30"	6420
	28" x 72" x 30"	6430
	24" x 78" x 30"	6440
	26" x 78" x 30"	6460
	28" x 78" x 30"	6470
Two-Section Table	25" x 76" x 30"	6482
Three-Section Table	25" x 75" x 30"	6483

SPECIFICATIONS

PLYNTH Three-Section



PLYNTH Two-Section



PLYNTH One-Section

